



SURFORMA[®]:
the best of
tradition
and innovation



Who we are

With the purpose of creating its own identity and making its mark in the production and distribution of laminates and compacts, Sonae Indústria Group, which has been innovating and leading the sector for almost 60 years, has established SURFORMA®: a global brand mainly targeting the furniture, construction and interior design industries.

SURFORMA® offers solutions that use high quality and exclusive design materials. The brand combines functionality and flexibility, tradition and innovation. The products have a variety of features which add value to any project, from the most traditional to the most disruptive due to their versatile application and vast array of options, finishes and textures. SURFORMA® strongly believes in the delivery of solutions which combine functionality, vanguard and adaptability.



Mission and Vision

SURFORMA® is a fresh and dynamic brand promoting an integrated work method from conception to production and communication. The brand believes that both surface and form are fundamental pillars of its development, with design as a strong guiding reference.


Through its products, SURFORMA® aims to add value and high quality to each project while ensuring robustness and unique sensory experiences. By combining tradition and innovation, differentiated solutions are fostered with the ultimate goal of meeting and satisfying customer needs.

Sustainable
thinking at
SURFORMA®:
Health, safety
and the
environment

Sustainability

Sustainable thinking is essential for all SURFORMA®'s future paths. The awareness of sustainable products which are suitable for a healthy living environment is constantly growing.

SURFORMA® is committed to developing an eco-friendly and conscientious work at all levels – economic, ecological and social. Not only does SURFORMA® manufacture its own products with the utmost care, developing healthier and greener products, but it also does it within the framework of a certified environmental management system. As a brand operating on a global scale, SURFORMA®'s concern for the environment has led it to comply with Sonae Indústria's environmental policy and quality management certification.



At SURFORMA®, stronger solutions are created for a more sustainable and healthier planet.

At the heart of **SURFORMA®**'s environmental policy is its active engagement to reduce the impact of its activities on the environment throughout all stages of the manufacturing process and life cycle of its products: energy saving, waste reduction, water conservation and indoor air quality enhancement. SURFORMA® measured the environmental impact of its products and is working to reduce it from the production to the processing stages of all its new products by using an assessment model called 'Life Cycle Assessment' (LCA) which focuses on the following elements: carbon footprint, greenhouse gas emissions, energy consumption, water recycling and waste recovery. EPD (Environmental Product Declaration) makes the sustainability of HPL and Compact transparent in the building sector, namely for architects and building contractors in order to verify and guarantee the most sustainable construction possible. The EPDs are a requirement for installation in buildings classified in accordance with a sustainable building classification system.



We ensure that our products promote a healthy indoor air quality at homes, offices, schools, hospitals, and other indoor environments.

The preservation of our environment is key.

Guarenteeing the health and wellbeing of SURFORMA®'s employees and customers is one of its main concerns.



The GREENGUARD Environmental Institute's standard UL2818 defines products and processes with low indoor chemical and particle emissions into indoor air during product usage. SURFORMA® HPL post forming grade achieves GREENGUARD Certification. SURFORMA® products have also been tested according to test method ISO 16.000 to determine the emission of volatile organic compounds. We obtained the best classification according to French VOC regulation, class A+.



Always at the forefront of innovation, SURFORMA® offers healthier products which comply with the guidelines of the European Chemicals Agency (ECHA). Regulated and monitored by ECHA, REACH is a regulatory framework which supports the European Union's objectives of controlling the European chemicals' market. Preserving the health and wellbeing of our employees and our customers is one of our main concerns. SURFORMA®'s laminates and compacts do not contain heavy metals, toxic compounds, halogen products, chlorine, phthalates or bisphenol A. SURFORMA®'s products are REACH compliant.



Decorative products with environmental certification

FSC® and PEFC™

Under the scope of this policy, SURFORMA® has set up a chain of custody system compliant with both FSC® (Forest Stewardship Council®) and PEFC™ (Programme for the Endorsement of Forest Certification).

FSC® and PEFC™ are certified chains of custody to ensure traceability of timber throughout the supply chain, from harvest through to the finished product. Non-compliant materials such as endangered species are forbidden to enter the manufacturing process. The Chain of Custody (COC) certification ensures that we can track and document materials throughout the production process, from the forest to the customer, including the successive stages of procurement, processing, manufacturing, distribution and sale of certified goods.

In addition to providing assurance, FSC and PEFC certified materials can also support customers' LEED and BREEAM certification strategies.



Compliance with EN438 and NEMA LD-3 standards

SURFORMA®'s products comply with internationally recognized standards in terms of surface and mechanical properties. Its HPLs and Compacts comply with EN438 and NEMA LD-3 standards. SURFORMA®'s products also have antibacterial properties in accordance with the Japanese standard JIS Z 2801.

Maritime Safety

The International Maritime Organization (IMO) is the United Nations' specialized agency responsible for the safety and security of international shipping, as well as the prevention of marine and atmospheric pollution by ships. The world relies on a safe, secure and efficient international shipping industry. Part of SURFORMA®'s laminates are also IMO certified.

Color for all

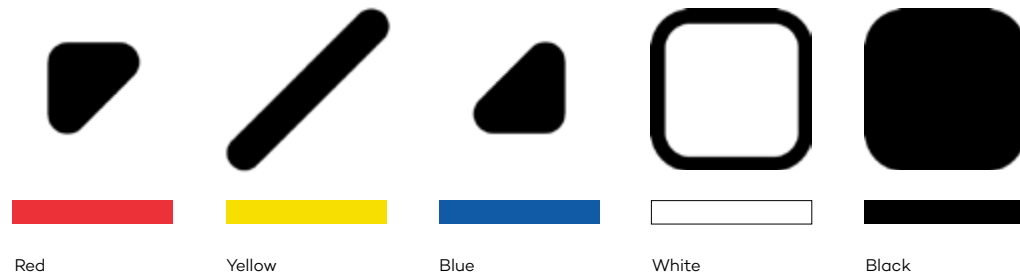
The colors we choose are a mirror of ourselves, the reflection of our essential nature and the values we believe in.

Always at the forefront of color management and innovation, SURFORMA® has adopted the universal color code for color blind people - **the color alphabet code**. It is a monochrome graphic code which allows color blind people to quickly and easily identify colors, in a process of logical association and easy memorization. The code is developed from the primary colors (blue, red and yellow), represented by graphic symbols, with a consequent allocation of these to secondary colors.

Black and white are also represented by symbols in order to distinguish darker and lighter tones of primary and secondary colors. Color Alphabet code becomes "a mental game" easy to memorize and apply in daily situations.

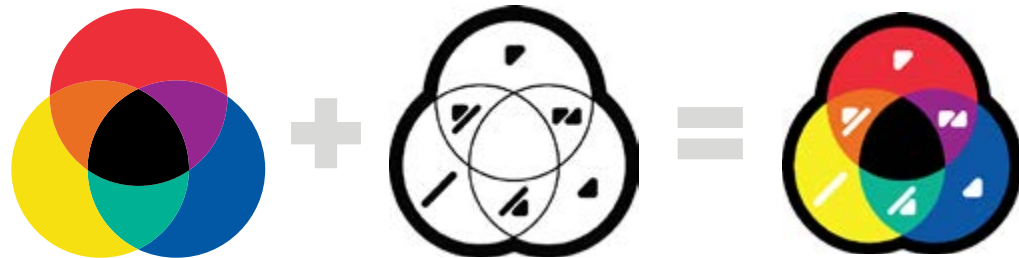
Graphic Concept

The Color Alphabet code designs three basic elements / symbols representing the three primary colors — red, yellow and blue. White and black are used to indicate lighter and darker tones.



The code

Through the acquired knowledge of the "Color Addition Theory", the Code Symbols can be related and the entire color palette identified.



Color Addition Theory

Primary and secondary colors



Black and white, grey, gold & silver



Light shades



Dark shades



SURFORMA[®]: Portfolio

SURFORMA® Portfolio

SURFORMA® HPL is a high-pressure laminate which delivers high quality indoor application and combines design, quality and durability. These are versatile materials with great surface features such as abrasion resistance. SURFORMA® HPL create unique bold environments, while combining quality, versatility and exclusivity. They can be applied to any surface such as floors, walls and furniture, creating an array of different possibilities and combinations. Moreover, they are the ideal solution for any successful design.

SURFORMA® CPL is a thin, resistant, and flexible laminate representing an ideal surfacing solution for doors, profiles and furniture.





SURFORMA® Portfolio

Because of their thickness and specific features, **SURFORMA® Compact** solutions can withstand high impacts, thus ensuring reliability and safety. They can be used in indoor environments with demanding conditions, such as high wear and tear or humidity levels. SURFORMA® Compacts are the perfect ally in difficult environments due to their structural stability and high resistance.

SURFORMA® products are also characterized by having antibacterial properties.

SURFORMA® Sandwich panels are wood-based materials, surfaced with SURFORMA®'s HPL on both sides. These materials are suitable for public spaces with heavy use such as shops, schools, restaurants and offices. They are also suitable for horizontal and vertical applications, being indoors, tables, cabinets and walls.

Collection

- 01 Finishes
- 02 Ultra Smooth
- 03 Sandwich Panels
- 04 Metals
- 05 Magnetic
- 06 Lamifloor
- 07 Unicolor
- 08 Compact Labgrade
- 09 Digital

Decors

Product Offer



Finishes

SURFORMA®'s finishes have different textures and properties which make the products ideal for different rooms or surfaces. SURFORMA®'s finishes guarantee realistic characteristics to every surface in terms of texture and look.



Spirit

SPT



Fusion

FUN



Cosmos

CMS



Stucco

STU



Flow

FLW



Ultra Smooth

UST



Stone

STN



Quarry

QUA



Natural Stone

NST



Natural

NTL



Highgloss

LB



Super Matt

SMA



Soft

LP



Wood Pore

PWD



Matt

MA



Soft

R15



Texture Finish

TF

FINISH CODE	LAMINATES						CPL	COMPACTS
	2500 X 1250 0,6 - 0,8 mm	2150 X 1010 0,6 - 0,8 mm	3050 X 1320 0,6 - 0,8 mm	3600 X 1400 0,6 - 0,8 mm	3660 X 1560 0,6 - 0,8 mm	4100 X 1320; 5200 X 1320 0,4 - 0,8 mm	—X 1010 0,2 mm	2580 X 2020 3 mm to 25 mm 3660 X 1560 3 mm to 20 mm
LB	•	•	•	•	•			
MA	•	•	•			•	•	
LP	•	•	•	•	•	•	•	•
TF	•	•	•	•	•	•	•	•
R15		•	•			•	•	
SMA	•	•	•			•	•	
NTL		•	•	•		•	•	
FUN		•	•			•		
SPT		•	•			•		
FLW			•					
PWD		•	•			•	•	
CMS			•	•				
STU			•	•				
STN	•							
QUA		•	•			•	•	
NST		•	•			•	•	
UST			•					



Ultra Smooth

Ultra Smooth is an elegant and warm to the touch laminate with anti-fingerprint properties which prevent the appearance of smudges on the surface and significantly reduces the cleaning effort. **SURFORMA®'s Ultra Smooth** laminates are available in a variety of colors, providing multiple options for architects and designers.

			LAMINATES	
			ANTI-FINGERPRINT	
			3050 X 1300	
FAMILY	TOP REFERENCE	DECOR NAME	0,8 mm	LRV (LIGHT REFLECTANCE VALUES)
BLUE	L4173	DEEP BLUE	UST	5,3
RED	L4174	DEEP MERLOT	UST	6,4
WHITE	L4175	DEEP WHITE	UST	93,1
BEIGE	L4176	DEEP BEIGE	UST	79,5
GREY	L4177	DEEP GREY	UST	58,8
GREY	L4178	DEEP ANTHRACITE	UST	11,8
BLACK	L4179	DEEP BLACK	UST	5,1



Sandwich Panels

SURFORMA®'s Sandwich panels are wood-based materials, surfaced with high-pressure decorative laminates on both sides of the panel. Suitable to high circulation areas, they combine the laminate surface performance with the ease of a decorative plate ready to be applied.

SANDWICH PANELS			
PRODUCT RANGE	SIZE	THICKNESS	SUPPORT
DECORATIVE RANGE AS PER OFFER OF LAMINATES SIZE 3050 X 1320	3050 X 1320 3050 X 1300	19,6 mm	PB E1

Other variants of size, thickness and support type, subject to prior inquiry



Metals

Industrial chic seems to be the new trend. **SURFORMA®’s** exclusive and adaptable **metals** are the perfect solution for adding flair to surfaces in all kind of applications: walls, furniture, retail fixtures, signage, exhibits and displays. They can be applied to bold, futuristic and professional environments.


			LAMINATES	
			METAL	
			2500 X 1250 3050 X 1320	
FAMILY	TOP REFERENCE	DECOR NAME	0,8 mm	LRV (LIGHT REFLECTANCE VALUES)
METAL	L506	BRUSHED COPPER	AM	58,1
METAL	L5003	BRUSHED ALUMINIUM	AM	77,5
METAL	L5004	GOLD ALUMINIUM	AM	66,7



Magnetic

SURFORMA®'s Magnetic laminates are the perfect symbiosis between functionality and design. These products have a high degree of magnetic capability which makes them suitable to be written on with chalks and special board markers and easily erased. These materials are an exquisite choice for display presentations and information boards.

			LAMINATES	
			MAGNETIC	
			2500 X 1250	
FAMILY	TOP REFERENCE	DECOR NAME	1 mm	LRV (LIGHT REFLECTANCE VALUES)
WHITES	B111	WHITE SNOW	LB; MA	91,5
GREY	L4068	MEDIUM GREY	LB; MA	35,5
BEIGE	L5233	NUDE	LB; MA	64,6
GREY	L6153	MOONLIGHT GREY	LB; MA	66,8
GREY	L6160	GREY BEIGE	LB; MA	43,4



Lamifloor

SURFORMA®'s Lamifloor laminates are manufactured to be applied to substrates on the floor. These materials are the best choice for resistant, durable and hygienic floors for public areas with medium and high traffic. Available in AC3 & AC5 classes, they are highly resistant and can be applied in areas with technological requirements.

			LAMINATES	LRV (LIGHT REFLECTANCE VALUES)
			AC3; AC5 ⁽¹⁾	
			2500 X 1250 605 X 605	
FAMILY	TOP REFERENCE	DECOR NAME	0,8 - 1,0 - 1,2 mm	
GREY	L166	LIGHT GREY	LP	54,8
BEIGE	L4060	QUARTZ	LP	64,7
FANTASY	F077	GREY FLOOR	LP	71,5
FANTASY	F223	MOON	LP	70,4
FANTASY	F224	COSMOS	LP	73,4
FANTASY	F351	PLAYA GREY	LP	41,1
FANTASY	F2039	BRUSHED METALLIC	LP	45,1
OXYDE	F2195	OXYDE	LP	14,5
CEMENT	F2204	NATURAL CONCRETE	LP	44,4
STONE	F2273	YANG MARBLE	LP	61,0
CEMENT	F2280	URBANSTONE CHALK	LP	64,9
CEMENT	F2282	URBANSTONE GRAPHITE	LP	12,4
OXYDE	F2284	OXYDE BRASS	LP	12,0
STONE	F2289	KNOSSOS GREY	LP	45,4
STONE	F2295	SEASTONE PALE	LP	48,0
OXYDE	F2299	STARDUST	LP	15,1
CEMENT	F2300	ARTWALL GREY	LP	48,4
CEMENT	F2301	ARTWALL ANTHRACITE	LP	25,9
OAK	M999	IGUAZU OAK	LP	55,2
EXOTIC	M3663	TIMOR TEAK	LP	18,7
OAK	M6291	MARGARITA OAK	LP	49,8
ASH	M6306	SMART ASH	LP	28,4
ASH	M6307	SMART ASH DARK	LP	15,5
OAK	M9275	AMUDSEN OAK	LP	56,6

⁽¹⁾ Fire retardant available under inquiry



Unicolor

SURFORMA® Unicolor is a laminate with a matching core and surface color. It is an excellent material for innovative and stylish interiors. These laminates can be machined or embossed and enhance your furniture with special inlay effects and edge details.

			LAMINATES	
			UNICOLOR	
			3050 X 1320	
FAMILY	TOP REFERENCE	DECOR NAME	1 mm	LRV (LIGHT REFLECTANCE VALUES)
WHITES	B110	DIAMOND WHITE	LB; MA; LP; STU	82,3
GREY	L167	DARK GREY	LB; MA; LP; STU	12,2
BLACK	L3031	BLACK	LB; MA; LP; STU	6,1
GREY	L4054	ANTHRATICE	LB; MA; LP; STU	19,3
GREY	L6153	MOONLIGHT GREY	LB; MA; LP; STU	66,8



Compact Labgrade

Manufactured with unique Electron Beam Curing (EBC) technology, the surface of SURFORMA® Labgrade is easy to clean and highly resistant to a large number of aggressive chemicals. It also has inherent antibacterial properties without the addition of anti-microbial additives. **SURFORMA®'s Labgrade compacts** provide an ideal choice for environments where hygiene, avoidance of contamination, chemical resistance, sustainability, ergonomics and safety are of importance. SURFORMA® Labgrade is extensively used in a wide variety of lab environments worldwide, including chemical, physical, analytical and microbiological laboratories.


			COMPACTS	
			LABGRADE	
			3660 X 1560	
FAMILY	TOP REFERENCE	DECOR NAME	13 - 16 - 20 mm	LRV (LIGHT REFLECTANCE VALUES)
WHITE	L4170	WHITE	PERL	87,0
GREY	L4171	GREY	PERL	55,0




Digital

SURFORMA® Digital is the ideal solution to create unique spaces whether it's for horizontal or vertical applications in public, commercial and residential areas, where resistance, durability and hygienic properties are fundamental. SURFORMA® turns your ideas into reality. Its Digital Laminates allow you to create your own design and print it exactly the way you pictured it for your space. Available in HPL, Compact and Sandwich Panels to support your creativity.


SURFORMA® makes your ideas come true!



Walls



Furniture



Doors



Lockers

Benefit from the resistance and durability of our products and create your own designs.



Create your design



Send it to
info@surforma.com




Receive a sample
to check your choice



Place your order in one
of our distributors


SURFORMA[®]: Decors

Plain




White
Ref. B091

LP




Diamond White
Ref. B110

LP




Ultra White
Ref. B4359

LP




White Snow
Ref. B111

LP, MA




Unique White
Ref. B4401

LP



Pearl White
Ref. B4062

LP




White Antique
Ref. L174

TF




Magnolia
Ref. L164

LP




Quartz
Ref. L4060

LP



Nude
Ref. L5233

SMA



Pastel Grey
Ref. L4055

LP



Daylight
Ref. L6084

LP



Cotton
Ref. L5200

SMA



Grey Beige
Ref. L6160

LP




Light Grey
Ref. L166

TF



Pearl Grey
Ref. L021

TF



Moonlight Grey
Ref. L6153

SMA



Smoke Grey
Ref. L4030

TF



Medium Grey
Ref. L4068

LP



Galet Grey
Ref. L06002

TF




Basalt
Ref. L927

SMA



Anthracite
Ref. L4054

LP



Dark Grey
Ref. L167

TF



Charcoal
Ref. L5212

TF



Coal
Ref. L4070

TF




Humus
Ref. L5226

LP



Taupe
Ref. L2201

LP



Cappucino
Ref. L5213

LP



Verona
Ref. L5215

LP



Paprika
Ref. L5232

LP



Burnt Orange
Ref. L1866

LP



Orange
Ref. L122

TF



Hindu
Ref. L5234

LP



Chilli
Ref. L5214

LP



Bordeaux
Ref. L4143

LP



Red Bordeaux
Ref. L101

TF



Hot Pepper
Ref. L5219

LP



Aubergine
Ref. L2444

LP



Myosotis
Ref. L5229






SMA






Verbena
Ref. L5228

SMA



Bubblegum Ref. L5227 SMA  Marshmallow Ref. L5218 SMA  Shell Ref. L5222 SMA  Mango Ref. L5223 SMA  Yellow Crisp Ref. L4136 LP 








Indian Summer Ref. L5224 SMA  Citrus Green Ref. L2446 LP  Apple Green Ref. L6062 LP  Signal Green Ref. L6183 TF  Eden Ref. L5231 LP 








Fresh Ref. L5210 SMA  Camouflage Ref. L5207 SMA  Bambus Ref. L5206 SMA  Mint Ref. L4085 LP  Jade Ref. L212 LP 




Aquamarine Ref. L5208 LP  Opal Ref. L5209 LP  Almost Blue Ref. L5225 SMA  Frozen Blue Ref. L5203 SMA  Blue Iris Ref. L1194 LP 




Paradise Blue Ref. L1828 LP  Blue Navy Ref. L3572 LP  Blue Tiber Ref. L1304 LP  Storm Grey Ref. L6274 SMA  Azurite Ref. L5230 LP 




Black Ref. L3031 LP 




Ultra Smooth




Deep White
Ref. L4175

UST 



Deep Beige
Ref. L4176

UST 




Deep Grey
Ref. L4177

UST 




Deep Blue
Ref. L4173

UST 




Deep Merlot
Ref. L4174

UST 



Deep Anthracite
Ref. L4178

UST 




Deep Black
Ref. L4179

UST 




Nudes




Unique White
Ref. B4401

LB



Unique White
Ref. B4401

LP



Unique White
Ref. B4401

STU



Daylight
Ref. L6084

LB



Daylight
Ref. L6084

LP



Daylight
Ref. L6084

STU



Cotton
Ref. L5200

LB



Cotton
Ref. L5200

LP



Cotton
Ref. L5200

STU



Medium Grey
Ref. L4068

LB




Medium Grey
Ref. L4068

LP




Medium Grey
Ref. L4068

STU




Unique White
Ref. B4401

CMS



Unique White
Ref. B4401

NTL



Daylight
Ref. L6084

CMS



Daylight
Ref. L6084

NTL



Cotton
Ref. L5200

CMS



Cotton
Ref. L5200

NTL



Medium Grey
Ref. L4068

CMS



Medium Grey
Ref. L4068

NTL



Basalt
Ref. L927

LB



Basalt
Ref. L927

LP



Basalt
Ref. L927

STU



Cappucino
Ref. L5213

LB



Cappucino
Ref. L5213

LP



Cappucino
Ref. L5213

STU



Anthracite
Ref. L4054

LB



Anthracite
Ref. L4054

LP



Anthracite
Ref. L4054

STU



Dark Grey
Ref. L167

LB



Dark Grey
Ref. L167

LP



Dark Grey
Ref. L167

STU



Black
Ref. L3031

LB



Black
Ref. L3031

LP



Black
Ref. L3031

STU



Basalt
Ref. L927

CMS



Basalt
Ref. L927

NTL



Cappucino
Ref. L5213

CMS



Cappucino
Ref. L5213

NTL



Anthracite
Ref. L4054

CMS



Anthracite
Ref. L4054

NTL



Dark Grey
Ref. L167

CMS



Dark Grey
Ref. L167

NTL



Black
Ref. L3031

CMS















Black
Ref. L3031

NTL

Highgloss

									
White Ref. B091	LB <input type="checkbox"/>	Diamond White Ref. B110	LB <input type="checkbox"/>	White Snow Ref. B111	LB <input type="checkbox"/>	Unique White Ref. B4401	LB <input type="checkbox"/>	White Antique Ref. L174	LB <input type="checkbox"/>
									
Medium Grey Ref. L4068	LB <input checked="" type="checkbox"/>	Basalt Ref. L927	LB <input checked="" type="checkbox"/>	Anthracite Ref. L4054	LB <input checked="" type="checkbox"/>	Humus Ref. L5226	LB <input checked="" type="checkbox"/>	Dark Grey Ref. L167	LB <input checked="" type="checkbox"/>
									
Charcoal Ref. L5212	LB <input checked="" type="checkbox"/>	Cappucino Ref. L5213	LB <input checked="" type="checkbox"/>	Grey Beige Ref. L6160	LB <input checked="" type="checkbox"/>	Yellow Crisp Ref. L4136	LB <input checked="" type="checkbox"/>	Orange Ref. L122	LB <input checked="" type="checkbox"/>
									
Red Bordeaux Ref. L101	LB <input checked="" type="checkbox"/>	Storm Grey Ref. L6274	LB <input checked="" type="checkbox"/>	Azurite Ref. L5230	LB <input checked="" type="checkbox"/>	Opal Ref. L5209	LB <input checked="" type="checkbox"/>	Black Ref. L3031	LB <input checked="" type="checkbox"/>

					
Yang Marble Ref. F2273	LB <input checked="" type="checkbox"/>	Bagnara Ref. F6260	LB <input checked="" type="checkbox"/>	Knossos Grey Ref. F2289	LB <input checked="" type="checkbox"/>
					
Knossos Blue Ref. F2288	LB <input checked="" type="checkbox"/>	Palazio Silver Ref. F2279	LB <input checked="" type="checkbox"/>	Palazio Gold Ref. F2278	LB <input checked="" type="checkbox"/>
					
Urban Steel Ref. F2275	LB <input checked="" type="checkbox"/>	Yin Marble Ref. F2272	LB <input checked="" type="checkbox"/>	Black Granitino Ref. F745	LB <input checked="" type="checkbox"/>
					
Carnico Ref. F6261	LB <input checked="" type="checkbox"/>	Black Marmor Ref. F2259	LB <input checked="" type="checkbox"/>	Bilbao Ref. F075	LB <input checked="" type="checkbox"/>



Diamond White
Ref. B110

LB

Moonlight Grey
Ref. L6153

LB

Anthracite
Ref. L4054

LB



Diamond White
Ref. B110

MA

Moonlight Grey
Ref. L6153

MA

Anthracite
Ref. L4054

MA



Diamond White
Ref. B110


LP

Moonlight Grey
Ref. L6153

LP

Anthracite
Ref. L4054

LP



Diamond White
Ref. B110

STU

Moonlight Grey
Ref. L6153

STU

Anthracite
Ref. L4054

STU



Dark Grey
Ref. L167

LB

Black
Ref. L3031

LB



Dark Grey
Ref. L167

MA

Black
Ref. L3031

MA



Dark Grey
Ref. L167

LP

Black
Ref. L3031

LP



Dark Grey
Ref. L167

STU

Black
Ref. L3031

STU

Metals



Brushed Aluminium
Ref. L5003



Gold Aluminium
Ref. L5004



Brushed Copper
Ref. L506



Stones



Yang Marble
Ref. F2273

STU, CMS



Solino
Ref. F6045

SMA



Kamala Grey
Ref. F4854

TF



Bagnara
Ref. F6260

SMA, CMS



Granite Cleopatra
Ref. F2240

TF



Seastone Pale
Ref. F2295

CMS



Seastone
Ref. F2296

CMS



Palazio Silver
Ref. F2279

STU, CMS



Palazio Gold
Ref. F2278

STU, CMS



Knossos Grey
Ref. F2289

SMA, CMS



Knossos Blue
Ref. F2288

SMA, CMS



Yin Marble
Ref. F2272

STU, CMS



Travertino
Ref. F2261

LP



Organic Stone
Ref. F2303

STU



Carnico
Ref. F6261

STU



Tivoli Brown
Ref. F2267

LP



Black Granitino
Ref. F745

TF



Marmor de Mazi
Ref. F6043

LP




Onyx Black
Ref. F2268

CMS



Black Marmor
Ref. F2259

LB



Bilbao
Ref. F075

LB

Cements



Natural Concrete
Ref. F2204

SMA



Moonscape White
Ref. F2251

STU



Moonscape Grey
Ref. F2250

STU



Pozzolana
Ref. F2270

STU



Pozzolana White
Ref. F2271

STU




Urbanstone Chalk
Ref. F2280

CMS



Urbanstone Clay
Ref. F2281

CMS



Urbanstone Graphite
Ref. F2282

CMS



Artwall
Ref. F2302

STU, CMS




Artwall Grey
Ref. F2300

STU, CMS



Artwall Anthracite
Ref. F2301

STU, CMS



Hybrid White
Ref. F2298

STU



Hybrid Grey
Ref. F2297

STU



Organic Cement
Ref. F2276

STU



Oxydes, Metallics, Fantasies and Textiles

Oxydes



Oxyde
Ref. F2195

STU

Icon: square with diagonal line



Golden Strike
Ref. F2283

STU

Icon: square with diagonal line



Oxyde Brass
Ref. F2284

STU


Icon: square with diagonal line



Stardust
Ref. F2299

CMS

Icon: square with diagonal line



Rust
Ref. F6064

STU

Icon: square with diagonal line




Urban Steel
Ref. F2275

STU

Icon: square with diagonal line

Metallics



Brushed Metallic
Ref. F2039

TF


Icon: square with diagonal line



Aluminium Lan
Ref. F067

TF

Icon: square with diagonal line



Metallic
Ref. F4004

TF

Icon: square with diagonal line


Fantasies



Moon
Ref. F223

LP

Icon: square with diagonal line



Cosmos
Ref. F224

LP

Icon: square with diagonal line



Grey Floor
Ref. F077

LP

Icon: square with diagonal line




Playa Grey
Ref. F351

LP

Icon: square with diagonal line


Textiles



Atlas
Ref. F750

TF


Icon: square with diagonal line



Agadir
Ref. F755

TF

Icon: square with diagonal line



Burlap White
Ref. F2285

TF


Icon: square with diagonal line



Burlap Beige
Ref. F2286

TF

Icon: square with diagonal line



Brown Twist
Ref. F6012

TF

Icon: square with diagonal line




Burlap Black
Ref. F2287

TF

Icon: square with diagonal line

Magnetic



White Snow
Ref. B111

LB



Nude
Ref. L5233

LB



Grey Beige
Ref. L6160

LB




Moonlight Grey
Ref. L6153

LB




Medium Grey
Ref. L4068

LB



White Snow
Ref. B111

MA



Nude
Ref. L5233

MA



Grey Beige
Ref. L6160

MA



Moonlight Grey
Ref. L6153

MA



Medium Grey
Ref. L4068

MA



Woodgrains



Margarita Oak
Ref. M6291

FLW
%



Wild Oak White
Ref. M6308

FUN
□



Amundsen Oak
Ref. M9275

NTL
■



Iguazu Oak
Ref. M999

SMA
%



Messina Oak
Ref. M3892

SMA
%



Salerno Oak Golden
Ref. M6263

FUN, PWD
%



Salerno Oak Pale
Ref. M6264

FUN
%



Timeless Oak Biscuit
Ref. M6284

FUN
%



Lorca Oak
Ref. M4289

SMA
%



Natural Tamarak
Ref. M6055

NTL
%



Pale Tamarak
Ref. M6054

NTL
■



Sonoma Oak Natur
Ref. M6120

NTL
%



Timeless Oak Cocoa
Ref. M6285

FUN
%



Bari Oak Nature
Ref. M6252

FLW
%



Bari Oak Grey
Ref. M6251

FLW
■



Wellington Oak Sand
Ref. M6226

NTL, PWD
%



Wellington Oak Mocca
Ref. M6232

NTL



Old Furniture
Ref. M6194

NTL



Canyon Monumental Oak
Ref. M6156

NTL



Sonoma Oak Truffel
Ref. M6136

NTL



Celtic Oak
Ref. M6288

FUN



Etna Oak
Ref. M6304

FLW



Mirror Oak
Ref. M9001

MA



Wild Oak Brown
Ref. M6287

FUN



Aneto Oak
Ref. M6216

NTL



Sanctuary Oak
Ref. M6280

FUN




Sanctuary Oak Dark
Ref. M6281

FUN



Vintage Oak
Ref. M6130

NTL



Cendre Oak
Ref. M2197

NTL



Cognac Oak
Ref. M6292

FUN



Truffle Oak
Ref. M6296

FUN



New Moon
Ref. M6267

FUN





Coimbra Ash
Ref. M3965

NTL



Smart Ash Light
Ref. M6305

FLW



Smart Ash
Ref. M6306

FLW



Smart Ash Dark
Ref. M6307

FLW



Light Mediterranean
Ref. M3861

SMA



Mediterranean
Ref. M4451

SMA



Mapuche Grey
Ref. M6290

FLW



Mapuche Beige
Ref. M6289

FLW




Elegance Brown
Ref. M6315

SPT



Elegance Grey
Ref. M6316

SPT



Elegance Natural
Ref. M6317

SPT



Whitewood
Ref. M3866

NTL



Spiry Elm White
Ref. M6303

FUN



Spiry Elm
Ref. M6302

FUN



Fluvia Beech
Ref. M186

MA



Bavarian Beech
Ref. M563

MA





Pien Beech
Ref. M2112

LP
%



Woodland Beech
Ref. M3247

LP
%



Dacapo Beech Red
Ref. M6207

SMA
%



Magyra Beech Pale
Ref. M6209

FLW
%



Baccata
Ref. M6295

FUN
%



Amazonia
Ref. M6298

FUN
%



Exotic Earth
Ref. M6265

FUN, PWD
%



Salonga Wenge
Ref. M6046

NTL
%



Magyra Beech Nature
Ref. M6210

FLW
%



Ethnic Sand
Ref. M6299

FLW
%



Ethnic Fire
Ref. M6300

FLW
%



Timor Teak
Ref. M3663

FLW
%



Exotic Air
Ref. M6266

FUN
%



Mozambique Wenge
Ref. M1076

MA
%




Supreme Black
Ref. M6319

SPT
%



Supreme Silver
Ref. M6318

SPT
%



Supreme White
Ref. M6320

SPT



Canosa Pine
Ref. M6128

NTL



Carrizo Pine
Ref. M6053

NTL



Stockholm Pine
Ref. M6220

FUN



Albany Cherry
Ref. M3558

FLW




Nettgau Cherry
Ref. M760

MA



Berlin Cherry
Ref. M850

MA



Memphis Classic
Ref. M6225

LP



Lindgren Pine Pale
Ref. M6219

NTL



Country Pine
Ref. M6223

NTL



Golden Wood
Ref. M6309

FUN



Alfil Wenge
Ref. M9006

MA




Lyon Walnut
Ref. M4462

FUN



Troia Walnut
Ref. M2511

SMA



Walnut Lounge
Ref. M6224

FUN



Imperial Walnut
Ref. M6293

FUN





Imperial Walnut Pale
Ref. M6294

FUN
%



Cosmopolitan #1
Ref. M6282

FLW
%



Cosmopolitan #2
Ref. M6283

FLW
%



Yaki Wood
Ref. M6297

FUN
%



New Port Pale
Ref. M6213

FUN
%



Classic Maple
Ref. M12084

SMA
%




Exquisite Light
Ref. M6314

SPT
%



Exquisite
Ref. M6312

SPT
%



Exquisite Dark
Ref. M6313


SPT
%




Clear Maple
Ref. M2106

SMA
%





White
Ref. L4170



Grey
Ref. L4171

PERL



PERL



SURFORMA[®]: Product Offer

FAMILY	REFERENCE	DECOR NAME	LRV (LIGH REFLECTANCE VALUES)	LAMINATES						CPL	COMPACTS
				STANDARD ⁽¹⁾	STANDARD ⁽¹⁾	POSTFORMING ⁽¹⁾	POSTFORMING	POSTFORMING	POSTFORMING	FLEX GRADE	STANDARD ^{(1); (2)}
				2500 X 1250	2150 X 1010	3050 X 1320	3600 X 1400	3660 X 1560	4200 X 1320 5200 X 1320	1310 X 1010 ^(*)	2580 X 2020 3 mm to 25 mm
				0,6 - 0,8 mm	0,6 - 0,8 mm	0,6 - 0,8 mm	0,6 - 0,8 mm	0,6 - 0,8 mm	0,4 to 0,8 mm	0,2 mm	3660 X 1560 3 mm to 20 mm
	B091	WHITE	82,6	—	—	—	LB; LP	—	—	—	—
	B110	DIAMOND WHITE	82,3	—	LP; TF	LP; TF	LB	—	LP; TF	LP; TF	—
	B111	WHITE SNOW	91,5	LB; LP; MA	MA; LP	LB; LP; MA	LB; LP	LP	—	—	—
	B4062	PEARL WHITE	87,4	—	LP; TF	LP; TF	—	LP	LP; TF	LP; TF	LP
	B4359	ULTRA WHITE	82,5	—	LP; TF	LP; TF	—	LP	LP; TF	LP; TF	LP
	B4401	UNIQUE WHITE	87,0	—	LP; SPT	LP; LB; STU; CMS; SPT	LB; LP; STU; CMS; NTL	LP	LP; SPT	LP; PWD	LP
	L021	PEARL GREY	52,7	TF	TF	TF	—	LP	—	TF	LP
	L06002	GALET GREY	31,6	TF	TF	TF	—	LP	—	TF	LP
	L101	RED BORDEAUX	10,2	TF	TF	TF; LB	—	LP	—	TF	LP
	L122	ORANGE	48,8	TF	TF	TF; LB	—	LP	—	TF	LP
	L164	MAGNOLIA	78,9	LP	LP	LP	—	—	—	LP	—
	L166	LIGHT GREY	54,8	TF; MA	TF	TF	LP	LP	—	TF	LP
	L167	DARK GREY	12,2	TF	TF	TF ; LB	LB; LP; STU; CMS; NTL	LP	TF	TF	LP
	L174	WHITE ANTIQUE	84,1	TF; MA	TF	TF; LB	LP; LB	LP	—	TF	LP
	L212	JADE	39,4	LP	LP	LP	—	LP	—	LP	LP
	L927	BASALT	26,0	SMA	SMA	SMA	LB; LP; STU; CMS; NTL	—	—	SMA	—
	L1194	BLUE IRIS	62,6	LP	LP	LP	—	LP	—	LP	LP
	L1304	BLUE TIBER	8,2	LP	LP	LP	—	—	—	LP	—
	L1828	PARADISE BLUE	15,5	LP	LP	LP	—	LP	—	LP	LP
	L1866	BURNT ORANGE	26,6	LP	LP	LP	—	—	—	LP	—
	L2201	TAUPE	21,9	—	LP	LP	—	—	—	LP	—
	L2444	AUBERGINE	14,8	LP	LP	LP	—	—	—	LP	—
	L2446	CITRUS GREEN	57,3	—	LP	LP	—	LP	—	LP	LP
	L3031	BLACK	6,1	LB; MA; TF	TF; SPT	TF; LB; SPT	LB; LP; STU; CMS; NTL; TF	LP	TF; SPT	TF; PWD	LP

⁽¹⁾ Fire retardant available under inquiry

⁽²⁾ Compact available in Black, White and Grey core

^(v) Vertical grade

^(*) CPL 0,2 mm width 1310 under inquiry

Other variants of size, thickness, reference and finish are subject to prior inquiry

FAMILY	REFERENCE	DECOR NAME	LRV (LIGH REFLECTANCE VALUES)	LAMINATES						CPL	COMPACTS
				STANDARD ⁽¹⁾	STANDARD ⁽¹⁾	POSTFORMING ⁽¹⁾	POSTFORMING	POSTFORMING	POSTFORMING	FLEX GRADE	STANDARD ^{(1); (2)}
				2500 X 1250	2150 X 1010	3050 X 1320	3600 X 1400	3660 X 1560	4200 X 1320 5200 X 1320	1310 X 1010 ^(*)	2580 X 2020 3 mm to 25 mm
				0,6 - 0,8 mm	0,6 - 0,8 mm	0,8 mm	0,6 - 0,8 mm	0,6 - 0,8 mm	0,4 to 0,8 mm	0,2 mm	3660 X 1560 3 mm to 20 mm
	L3572	BLUE NAVY	15,4	—	LP	LP	—	—	—	LP	—
	L4030	SMOKE GREY	55,5	—	TF	TF	—	LP	TF	TF	LP
	L4054	ANTHRACITE	19,3	LP	LP; SPT	LP; LB; SPT; CMS	LB; LP; STU; CMS; NTL	LP	LP; SPT	LP; PWD	LP
	L4055	PASTEL GREY	75,2	—	TF	TF; STU	—	—	—	TF	—
	L4060	QUARTZ	64,7	LP	LP; SPT	LP; SPT	—	—	—	LP; PWD	—
	L4068	MEDIUM GREY	35,5	—	LP	LP; LB; STU	LB; LP; STU; CMS; NTL	LP	—	LP	LP
	L4070	COAL	12,0	—	TF	TF	—	—	—	TF	—
	L4085	MINT	55,4	LP	LP	LP	—	LP	—	LP	LP
	L4136	YELLOW CRISP	80,1	—	LP	LP; LB	—	—	—	LP	—
	L4143	BORDEAUX	8,0	—	LP	LP	—	—	—	LP	—
	L5200	COTTON	56,3	SMA	SMA; R15	SMA; R15	LB; LP; STU; CMS; NTL	—	—	SMA; R15	—
	L5203	FROZEN BLUE	46,9	SMA	SMA; R15	SMA; R15	—	LP	—	SMA; R15	LP
	L5206	BAMBUS	32,0	SMA	SMA; R15	SMA; R15	LP	—	—	SMA; R15	—
	L5207	CAMOUFLAGE	19,1	—	SMA; R15	SMA; R15	LP	LP	—	SMA; R15	LP
	L5208	AQUAMARINE	25,1	—	LP	LP	—	—	—	LP	—
	L5209	OPAL	13,7	—	LP	LP; LB	—	LP	—	LP	LP
	L5210	FRESH	27,7	SMA	SMA; R15	SMA; R15	—	LP	—	SMA; R15	LP
	L5212	CHARCOAL	9,6	—	TF	TF; LB	—	LP	—	TF	LP
	L5213	CAPPUCINO	22,0	—	LP	LP; LB	LB; LP; STU; CMS; NTL	LP	—	LP	LP
	L5214	CHILLI	10,8	—	LP	LP	—	—	—	LP	—
	L5215	VERONA	20,6	—	LP	LP	—	—	—	LP	—
	L5218	MARSHMALLOW	62,1	SMA	SMA; R15	SMA; R15	—	LP	—	SMA; R15	LP
	L5219	HOT PEPPER	10,6	—	LP	LP	—	—	—	LP	—
	L5222	SHELL	85,9	—	SMA; R15	SMA; R15	—	—	—	SMA; R15	—

⁽¹⁾ Fire retardant available under inquiry

⁽²⁾ Compact available in Black, White and Grey core

^(v) Vertical grade

^(*) CPL 0,2 mm width 1310 under inquiry

Other variants of size, thickness, reference and finish are subject to prior inquiry

FAMILY	REFERENCE	DECOR NAME	LRV (LIGH REFLECTANCE VALUES)	LAMINATES						CPL	COMPACTS
				STANDARD ⁽¹⁾	STANDARD ⁽¹⁾	POSTFORMING ⁽¹⁾	POSTFORMING	POSTFORMING	POSTFORMING	FLEX GRADE	STANDARD ^{(1); (2)}
				2500 X 1250	2150 X 1010	3050 X 1320	3600 X 1400	3660 X 1560	4200 X 1320 5200 X 1320	1310 X 1010 ^(*)	2580 X 2020 3 mm to 25 mm
				0,6 - 0,8 mm	0,6 - 0,8 mm	0,8 mm	0,6 - 0,8 mm	0,6 - 0,8 mm	0,4 to 0,8 mm	0,2 mm	3660 X 1560 3 mm to 20 mm
	L5223	MANGO	83,3	SMA	SMA	SMA	—	LP	—	SMA	LP
	L5224	INDIAN SUMMER	31,0	—	SMA	SMA	—	—	—	SMA	—
	L5225	ALMOST BLUE	72,4	—	SMA; R15	SMA; R15	—	—	—	SMA; R15	—
	L5226	HUMUS	8,3	—	LP	LP; LB	—	—	—	LP	—
	L5227	BUBBLEGUM	56,1	—	SMA; R15	SMA; R15	—	LP	—	SMA; R15	LP
	L5228	VERBENA	43,5	—	SMA	SMA	—	LP	—	SMA	LP
	L5229	MYOSOTIS	27,6	—	SMA; R15	SMA; R15	LP	LP	—	SMA; R15	LP
	L5230	AZURITE	7,7	—	LP	LP; LB	—	LP	—	LP	LP
	L5231	EDEN	7,5	—	LP	LP	—	LP	—	LP	LP
	L5232	PAPRIKA	16,8	—	LP	LP	—	—	—	LP	—
	L5233	NUDE	64,6	LP	SMA; R15	SMA; R15	LP	—	—	SMA; R15	—
	L5234	HINDU	13,1	LP	LP	LP	—	—	—	LP	—
	L6062	APPLE GREEN	26,3	—	LP	LP	—	LP	—	LP	LP
	L6084	DAYLIGHT	56,6	—	LP	LP; CMS	LB; LP; STU; CMS; NTL	—	LP	LP	—
	L6153	MOONLIGHT GREY	66,8	—	SMA; R15	SMA; R15	LP; STU	LP	R15	SMA; R15	LP
	L6160	GREY BEIGE	43,4	—	LP	LP; LB	LB; LP	LP	LP	LP	LP
	L6183	SIGNAL GREEN	12,3	—	TF	TF	—	—	—	TF	—
	L6274	STORM GREY	17,6	—	SMA; R15	SMA; R15	LB; LP	LP	—	SMA; R15	LP
	F067	ALUMINIUM LAN	41,1	—	TF	TF	—	—	—	TF	—
	F075	BILBAO	8,2	—	—	—	LB	—	—	—	—
	F745	BLACK GRANITINO	8,7	—	—	—	LB; TF	—	—	—	—
	F750	ATLAS	68,5	—	—	TF	—	—	—	—	—
	F755	AGADIR	50,3	—	—	TF	—	—	—	—	—
	F2039	BRUSHED METALLIC	45,1	TF	TF	TF	—	LP	—	TF	LP

⁽¹⁾ Fire retardant available under inquiry

⁽²⁾ Compact available in Black, White and Grey core

^(*) Vertical grade

^(*) CPL 0,2 mm width 1310 under inquiry

Other variants of size, thickness, reference and finish are subject to prior inquiry

FAMILY	REFERENCE	DECOR NAME	LRV (LIGH REFLECTANCE VALUES)	LAMINATES						CPL	COMPACTS
				STANDARD ⁽¹⁾	STANDARD ⁽¹⁾	POSTFORMING ⁽¹⁾	POSTFORMING	POSTFORMING	POSTFORMING	FLEX GRADE	STANDARD ^{(1); (2)}
				2500 X 1250	2150 X 1010	3050 X 1320	3600 X 1400	3660 X 1560	4200 X 1320 5200 X 1320	'----X 1010 ^(*)	2580 X 2020 3 mm to 25 mm
				0,6 - 0,8 mm	0,6 - 0,8 mm	0,8 mm	0,6 - 0,8 mm	0,6 - 0,8 mm	0,4 to 0,8 mm	0,2 mm	3660 X 1560 3 mm to 20 mm
	F2195	OXYDE	14,5	—	LP	STU	—	—	NST; QUA	LP	—
	F2204	NATURAL CONCRETE	44,4	SMA	SMA	SMA	LP	—	NST	SMA	—
	F2240	GRANITE CLEOPATRA	36,9	—	—	—	LB; TF	—	—	—	—
	F2250	MOONSCAPE GREY	12,9	—	LP	STU	—	—	—	LP	—
	F2251	MOONSCAPE WHITE	65,8	—	LP	STU	—	—	—	LP	—
	F2259	BLACK MARMOR	7,5	—	—	—	LB	—	—	—	—
	F2261	TRAVERTINO	56,0	—	LP	LP	—	—	—	—	—
	F2267	TIVOLI BROWN	20,1	—	LP	LP	LP	—	—	—	—
	F2268	ONYX BLACK	8,7	—	LP	CMS	CMS	—	NST; QUA	—	—
	F2270	POZZOLANA	42,4	—	LP	STU	—	—	—	LP	—
	F2271	POZZOLANA WHITE	61,2	—	LP	STU	—	—	—	LP	—
	F2272	YIN MARBLE	22,0	—	LP	STU; LB	LB; STU; CMS	—	NST	LP	—
	F2273	YANG MARBLE	61,0	—	LP	STU; LB	LB; STU; CMS	—	NST	LP	—
	F2275	URBAN STEEL	17,8	—	LP	STU; LB	LB; STU	—	LP	LP	—
	F2276	ORGANIC CEMENT	31,3	—	LP	STU	STU	—	NST	LP	—
	F2278	PALAZIO GOLD	22,9	—	LP	CMS	LB; STU; CMS	—	NST	LP	—
	F2279	PALAZIO SILVER	40,5	—	LP	CMS	LB; STU; CMS	LP	NST	LP	LP
	F2280	URBANSTONE CHALK	64,9	—	LP	CMS	—	—	NST; QUA	LP	—
	F2281	URBANSTONE CLAY	54,0	—	LP	CMS	—	—	NST; QUA	LP	—
	F2282	URBANSTONE GRAPHITE	12,4	—	LP	CMS	—	—	NST; QUA	LP	—
	F2283 ^(v)	GOLDEN STRIKE	23,7	—	LP	STU	—	—	—	LP	—
	F2284 ^(v)	OXYDE BRASS	12,0	—	LP	STU	—	—	—	LP	—
	F2285	BURLAP WHITE	52,5	—	—	TF	—	—	—	—	—
	F2286	BURLAP BEIGE	46,0	—	—	TF	—	—	—	—	—

























⁽¹⁾ Fire retardant available under inquiry

⁽²⁾ Compact available in Black, White and Grey core

^(v) Vertical grade

^(*) CPL 0,2 mm width 1310 under inquiry

Other variants of size, thickness, reference and finish are subject to prior inquiry

FAMILY	REFERENCE	DECOR NAME	LRV (LIGH REFLECTANCE VALUES)	LAMINATES						CPL	COMPACTS
				STANDARD ⁽¹⁾	STANDARD ⁽¹⁾	POSTFORMING ⁽¹⁾	POSTFORMING	POSTFORMING	POSTFORMING	FLEX GRADE	STANDARD ^{(1); (2)}
				2500 X 1250	2150 X 1010	3050 X 1320	3600 X 1400	3660 X 1560	4200 X 1320 5200 X 1320	1310 X 1010 ^(*)	2580 X 2020 3 mm to 25 mm
				0,6 - 0,8 mm	0,6 - 0,8 mm	0,8 mm	0,6 - 0,8 mm	0,6 - 0,8 mm	0,4 to 0,8 mm	0,2 mm	3660 X 1560 3 mm to 20 mm
	F2287	BURLAP BLACK	10,3	—	—	TF	—	—	—	—	—
	F2288	KNOSSOS BLUE	16,0	—	SMA	SMA	LB; CMS	—	SMA; NST	—	—
	F2289	KNOSSOS GREY	45,4	—	SMA	SMA	LB; CMS	—	SMA; NST	—	—
	F2295	SEASTONE PALE	48,0	—	LP	CMS	CMS	LP	NST; QUA	LP	LP
	F2296	SEASTONE	38,8	—	LP	CMS	CMS	—	NST; QUA	LP	—
	F2297	HYBRID GREY	43,9	—	TF	TF; STU	—	—	—	TF	—
	F2298	HYBRID WHITE	66,2	—	TF	TF; STU	—	—	—	TF	—
	F2299	STARDUST	15,1	—	LP	CMS	CMS	—	NST; QUA	LP	—
	F2300	ARTWALL GREY	48,4	—	LP	STU	STU; CMS	—	NST; QUA	LP	—
	F2301	ARTWALL ANTHRACITE	25,9	—	LP	STU	STU; CMS	LP	NST; QUA	LP	LP
	F2302	ARTWALL	53,1	—	LP	STU	STU; CMS	—	NST; QUA	LP	—
	F2303	ORGANIC STONE	15,9	—	LP	STU	STU	—	NST; QUA	LP	—
	F4004	METALLIC	47,8	—	TF	TF	—	—	TF	TF	—
	F4854	KAMALA GREY	32,1	—	TF	TF	—	—	TF	TF	—
	F6012	BROWN TWIST	35,7	—	—	TF	—	—	—	—	—
	F6043	MARMOR DE MAZI	10,0	—	LP	LP	—	—	NST	—	—
	F6045	SOLINO	55,7	—	SMA	SMA	—	—	—	—	—
	F6064	RUST	13,4	—	LP	STU	—	—	NST	LP	—
	F6260	BAGNARA	61,7	—	SMA	SMA; LB	LB; CMS	—	SMA; NST	SMA	—
	F6261	CARNICO	15,1	—	LP	STU; LB	LB; STU	—	NST; QUA	—	—
	M186	FLUVIA BEECH	52,6	—	MA	MA	—	—	—	MA	—
	M563	BAVARIAN BEECH	31,9	—	MA	MA	—	—	—	MA	—
	M760	NETTGAU CHERRY	18,9	—	MA	MA	—	—	—	MA	—
	M850	BERLIN CHERRY	20,3	—	MA	MA	—	—	—	MA	—

























⁽¹⁾ Fire retardant available under inquiry

⁽²⁾ Compact available in Black, White and Grey core

^(v) Vertical grade

^(*) CPL 0,2 mm width 1310 under inquiry

Other variants of size, thickness, reference and finish are subject to prior inquiry

FAMILY	REFERENCE	DECOR NAME	LRV (LIGH REFLECTANCE VALUES)	LAMINATES						CPL	COMPACTS
				STANDARD ⁽¹⁾	STANDARD ⁽¹⁾	POSTFORMING ⁽¹⁾	POSTFORMING	POSTFORMING	POSTFORMING	FLEX GRADE	STANDARD ^{(1); (2)}
				2500 X 1250	2150 X 1010	3050 X 1320	3600 X 1400	3660 X 1560	4200 X 1320 5200 X 1320	-----X 1010 ^(*)	2580 X 2020 3 mm to 25 mm
				0,6 - 0,8 mm	0,6 - 0,8 mm	0,8 mm	0,6 - 0,8 mm	0,6 - 0,8 mm	0,4 to 0,8 mm	0,2 mm	3660 X 1560 3 mm to 20 mm
	M999	IGUAZU OAK	55,2	SMA	SMA	SMA	—	—	—	SMA	—
	M1076 ^(v)	MOZAMBIQUE WENGE	6,8	—	MA	MA	—	—	—	MA	—
	M2106	CLEAR MAPLE	64,3	SMA	SMA	SMA	—	—	—	SMA	—
	M2112	PIEN BEECH	32,1	—	LP	LP	—	—	—	LP	—
	M2197 ^(v)	CENDRE OAK	8,9	—	NTL	NTL	—	—	—	NTL	—
	M2511	TROIA WALNUT	27,0	SMA	SMA	SMA	—	—	—	SMA	—
	M3247	WOODLAND BEECH	47,3	—	LP	LP	—	—	—	LP	—
	M3558	ALBANY CHERRY	28,4	—	LP; PWD	FLW	—	—	—	LP; PWD	—
	M3663	TIMOR TEAK	18,7	—	LP; PWD	FLW	—	—	—	LP; PWD	—
	M3861	LIGHT MEDITERRANEAN	54,2	—	SMA	SMA	—	—	SMA	SMA	—
	M3866	WHITEWOOD	75,7	—	NTL	NTL	—	LP	NTL	NTL	LP
	M3892	MESSINA OAK	54,2	—	SMA	SMA	—	—	SMA	SMA	—
	M3965	COIMBRA ASH	56,0	—	NTL	NTL	—	—	—	NTL	—
	M4289	LORCA OAK	48,3	—	SMA	SMA	—	—	—	SMA	—
	M4451	MEDITERRANEAN	35,4	—	SMA	SMA	—	—	—	SMA	—
	M4462	LYON WALNUT	13,6	—	FUN; PWD	FUN	—	LP	FUN; PWD	PWD	LP
	M6046 ^(v)	SALONGA WENGE	11,5	—	NTL	NTL	—	—	NTL	NTL	—
	M6053	CARRIZO PINE	44,4	—	NTL	NTL	—	—	—	NTL	—
	M6054	PALE TAMARAK	47,1	—	NTL	NTL	—	—	—	NTL	—
	M6055	NATURAL TAMARAK	49,6	—	NTL	NTL	—	—	—	NTL	—
	M6120	SONOMA OAK NATUR	42,4	—	NTL	NTL	NTL	—	NTL	NTL	—
	M6128	CANOSA PINE	30,2	—	NTL	NTL	—	—	—	NTL	—
	M6130 ^(v)	VINTAGE OAK	19,5	—	NTL	NTL	—	—	NTL	NTL	—
	M6136	SONOMA OAK TRUFFEL	23,4	—	NTL	NTL	—	—	NTL	NTL	—

























⁽¹⁾ Fire retardant available under inquiry

⁽²⁾ Compact available in Black, White and Grey core

^(v) Vertical grade

^(*) CPL 0,2 mm width 1310 under inquiry

Other variants of size, thickness, reference and finish are subject to prior inquiry

FAMILY	REFERENCE	DECOR NAME	LRV (LIGH REFLECTANCE VALUES)	LAMINATES						CPL	COMPACTS
				STANDARD ⁽¹⁾	STANDARD ⁽¹⁾	POSTFORMING ⁽¹⁾	POSTFORMING	POSTFORMING	POSTFORMING	FLEX GRADE	STANDARD ^{(1); (2)}
				2500 X 1250	2150 X 1010	3050 X 1320	3600 X 1400	3660 X 1560	4200 X 1320 5200 X 1320	'----X 1010 (*)	2580 X 2020 3 mm to 25 mm
				0,6 - 0,8 mm	0,6 - 0,8 mm	0,8 mm	0,6 - 0,8 mm	0,6 - 0,8 mm	0,4 to 0,8 mm	0,2 mm	3660 X 1560 3 mm to 20 mm
	M6156	CANYON MONUMENTAL OAK	31,5	—	NTL	NTL	—	—	NTL	NTL	—
	M6194	OLD FURNITURE	38,2	—	NTL	NTL	—	—	NTL	NTL	—
	M6207	DACAPO BEECH RED	50,1	—	SMA	SMA	—	—	—	SMA	—
	M6209	MAGYRA BEECH PALE	53,7	—	LP; PWD	FLW	—	—	—	LP; PWD	—
	M6210	MAGYRA BEECH NATURE	38,2	—	LP; PWD	FLW	—	—	—	LP; PWD	—
	M6213	NEW PORT PALE	45,5	—	FUN; PWD	FUN	—	—	FUN; PWD	PWD	—
	M6216	ANETO OAK	28,5	—	NTL	NTL	—	—	—	NTL	—
	M6219	LINDGREN PINE PALE	54,1	—	NTL	NTL	—	—	—	NTL	—
	M6220	STOCKHOLM PINE	58,5	—	FUN; PWD	FUN	—	—	—	PWD	—
	M6223	COUNTRY PINE	30,7	—	NTL	NTL	—	—	NTL	NTL	—
	M6224	WALNUT LOUNGE	16,0	—	FUN; PWD	FUN	—	—	—	PWD	—
	M6225	MEMPHIS CLASSIC	13,4	—	LP	LP	—	—	—	LP	—
	M6226	WELLINGTON OAK SAND	46,6	—	NTL	NTL	—	LP	NTL	NTL	LP
	M6232	WELLINGTON OAK MOCCA	27,5	—	NTL	NTL	—	—	NTL	NTL	—
	M6251	BARI OAK GREY	49,4	—	LP; PWD	FLW	—	—	LP; PWD	LP; PWD	—
	M6252	BARI OAK NATURE	39,9	—	LP; PWD	FLW	—	—	LP; PWD	LP; PWD	—
	M6263	SALERNO OAK GOLDEN	34,6	—	FUN; PWD	FUN	—	LP	FUN; PWD	PWD	LP
	M6264	SALERNO OAK PALE	40,3	—	FUN; PWD	FUN	—	—	FUN; PWD	PWD	—
	M6265	^(v) EXOTIC EARTH	10,8	—	FUN; PWD	FUN	—	—	—	PWD	—
	M6266	EXOTIC AIR	29,2	—	FUN; PWD	FUN	—	—	—	PWD	—
	M6267	^(v) NEW MOON	11,4	—	FUN; PWD	FUN	—	—	—	PWD	—
	M6280	SANCTUARY OAK	31,2	—	FUN; PWD	FUN	—	—	FUN; PWD	PWD	—
	M6281	SANCTUARY OAK DARK	18,5	—	FUN; PWD	FUN	—	—	FUN; PWD	PWD	—
	M6282	COSMOPOLITAN #1	38,4	—	LP; PWD	FLW	—	—	LP; PWD	LP; PWD	—
























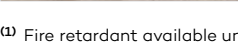
⁽¹⁾ Fire retardant available under inquiry

⁽²⁾ Compact available in Black, White and Grey core

^(v) Vertical grade

^(*) CPL 0,2 mm width 1310 under inquiry

Other variants of size, thickness, reference and finish are subject to prior inquiry

FAMILY	REFERENCE	DECOR NAME	LRV (LIGH REFLECTANCE VALUES)	LAMINATES						CPL	COMPACTS
				STANDARD ⁽¹⁾	STANDARD ⁽¹⁾	POSTFORMING ⁽¹⁾	POSTFORMING	POSTFORMING	POSTFORMING	FLEX GRADE	STANDARD ^{(1); (2)}
				2500 X 1250	2150 X 1010	3050 X 1320	3600 X 1400	3660 X 1560	4200 X 1320 5200 X 1320	'----X 1010 ^(*)	2580 X 2020 3 mm to 25 mm
				0,6 - 0,8 mm	0,6 - 0,8 mm	0,8 mm	0,6 - 0,8 mm	0,6 - 0,8 mm	0,4 to 0,8 mm	0,2 mm	3660 X 1560 3 mm to 20 mm
	M6283	COSMOPOLITAN #2	28,4	—	LP; PWD	FLW	—	—	LP; PWD	LP; PWD	—
	M6284	TIMELESS OAK BISCUIT	45,4	—	FUN; PWD	FUN	—	—	FUN; PWD	PWD	—
	M6285	TIMELESS OAK COCOA	19,5	—	FUN; PWD	FUN	—	—	FUN; PWD	PWD	—
	M6287	WILD OAK BROWN	12,5	—	FUN; PWD	FUN	—	LP	FUN; PWD	PWD	LP
	M6288	CELTIC OAK	28,4	—	FUN; PWD	FUN	—	—	FUN; PWD	PWD	—
	M6289	MAPUCHE BEIGE	52,2	—	LP; PWD	FLW	—	LP	LP; PWD	LP; PWD	LP
	M6290	MAPUCHE GREY	57,6	—	LP; PWD	FLW	—	—	LP; PWD	LP; PWD	—
	M6291	MARGARITA OAK	49,8	—	LP; PWD	FLW	—	—	LP; PWD	LP; PWD	—
	M6292	COGNAC OAK	18,2	—	FUN; PWD	FUN	—	—	FUN; PWD	PWD	—
	M6293	IMPERIAL WALNUT	13,5	—	FUN; PWD	FUN	—	—	FUN; PWD	PWD	—
	M6294	IMPERIAL WALNUT PALE	22,2	—	FUN; PWD	FUN	—	—	FUN; PWD	PWD	—
	M6295	BACCATA	17,6	—	FUN; PWD	FUN	LP	LP	FUN; PWD	PWD	LP
	M6296 ^(v)	TRUFFLE OAK	11,4	—	FUN; PWD	FUN	—	—	FUN; PWD	PWD	—
	M6297 ^(v)	YAKI WOOD	9,1	—	FUN; PWD	FUN	—	—	FUN; PWD	PWD	—
	M6298	AMAZONIA	17,7	—	FUN; PWD	FUN	—	LP	FUN; PWD	PWD	LP
	M6299	ETHNIC SAND	27,4	—	LP; PWD	FLW	—	—	LP; PWD	LP; PWD	—
	M6300	ETHNIC FIRE	19,4	—	LP; PWD	FLW	—	—	LP; PWD	LP; PWD	—
	M6302	SPIRY ELM	35,8	—	FUN; PWD	FUN	—	—	FUN; PWD	PWD	—
	M6303	SPIRY ELM WHITE	61,0	—	FUN; PWD	FUN	—	—	FUN; PWD	PWD	—
	M6304	ETNA OAK	25,2	—	LP; PWD	FLW	—	—	LP; PWD	LP; PWD	—
	M6305	SMART ASH LIGHT	43,9	—	LP; PWD	FLW	—	LP	LP; PWD	LP; PWD	LP
	M6306	SMART ASH	28,4	—	LP; PWD	FLW	—	LP	LP; PWD	LP; PWD	LP
	M6307	SMART ASH DARK	15,5	—	LP; PWD	FLW	—	LP	LP; PWD	LP; PWD	LP
	M6308	WILD OAK WHITE	48,5	—	FUN; PWD	FUN	—	LP	FUN; PWD	PWD	LP















⁽¹⁾ Fire retardant available under inquiry

⁽²⁾ Compact available in Black, White and Grey core

^(v) Vertical grade

^(*) CPL 0,2 mm width 1310 under inquiry

Other variants of size, thickness, reference and finish are subject to prior inquiry

FAMILY	REFERENCE	DECOR NAME	LRV (LIGH REFLECTANCE VALUES)	LAMINATES						CPL	COMPACTS	
				STANDARD ⁽¹⁾	STANDARD ⁽¹⁾	POSTFORMING ⁽¹⁾	POSTFORMING	POSTFORMING	POSTFORMING	FLEX GRADE	STANDARD ^{(1); (2)}	
				2500 X 1250	2150 X 1010	3050 X 1320	3600 X 1400	3660 X 1560	4200 X 1320 5200 X 1320	'----X 1010 ^(*)	2580 X 2020 3 mm to 25 mm	
				0,6 - 0,8 mm	0,6 - 0,8 mm	0,8 mm	0,6 - 0,8 mm	0,6 - 0,8 mm	0,4 to 0,8 mm	0,2 mm	3660 X 1560 3 mm to 20 mm	
	M6309	(V)	GOLDEN WOOD	9,2	—	FUN; PWD	FUN	—	—	FUN; PWD	PWD	—
	M6312	(V)	EXQUISITE	33,4	—	SPT; PWD	SPT	—	—	SPT; PWD	PWD	—
	M6313	(V)	EXQUISITE DARK	21,8	—	SPT; PWD	SPT	—	—	SPT; PWD	PWD	—
	M6314	(V)	EXQUISITE LIGHT	52,1	—	SPT; PWD	SPT	—	—	SPT; PWD	PWD	—
	M6315	(V)	ELEGANCE BROWN	10,4	—	SPT; PWD	SPT	—	—	SPT; PWD	PWD	—
	M6316	(V)	ELEGANCE GREY	32,4	—	SPT; PWD	SPT	—	—	SPT; PWD	PWD	—
	M6317	(V)	ELEGANCE NATURAL	46,4	—	SPT; PWD	SPT	—	—	SPT; PWD	PWD	—
	M6318	(V)	SUPREME SILVER	21,3	—	SPT; PWD	SPT	—	—	SPT; PWD	PWD	—
	M6319	(V)	SUPREME BLACK	13,1	—	SPT; PWD	SPT	—	—	SPT; PWD	PWD	—
	M6320	(V)	SUPREME WHITE	71,6	—	SPT; PWD	SPT	—	—	SPT; PWD	PWD	—
	M9001	(V)	MIRROR OAK	40,2	—	MA	MA	—	—	—	MA	—
	M9006	(V)	ALFIL WENGE	7,9	—	MA	MA	—	—	—	MA	—
	M9275		AMUNDSEN OAK	56,6	—	NTL	NTL	—	—	—	NTL	—
	M12084		CLASSIC MAPLE	63,8	—	SMA	SMA	—	—	—	SMA	—

⁽¹⁾ Fire retardant available under inquiry

⁽²⁾ Compact available in Black, White and Grey core

^(V) Vertical grade

^(*) CPL 0,2 mm width 1310 under inquiry

Other variants of size, thickness, reference and finish are subject to prior inquiry

SURFORMA[®]: Color Systems

NO.	REF	DECOR NAME	FINISH	RAL CLASSIC		RAL DESIGN		NCS		PANTONE	
1	B110	DIAMOND WHITE	LP	9003	**	270 90 05	*	S 0603-R60B	*	1 C	**
2	B111	WHITE SNOW	LP	9010	*	095 93 05	*	S 0603-G40Y	*	—	—
3	B3002	SPECIAL WHITE	MA	9016	*	110 93 05	*	S 0603-G40Y	*	—	—
4	B3768	PRIME WHITE	MA	9016	*	110 93 05	*	S 0502-G50Y	*	—	—
5	B3822	WHITE	MA	9016	*	110 93 05	*	S 0603-G40Y	*	—	—
6	B4062	PEARL WHITE	LP	9016	*	095 93 05	*	S 0603-G40Y	*	—	—
7	B4359	ULTRA WHITE	LP	9016	*	110 93 05	*	S 0603-G40Y	*	—	—
8	B4401	UNIQUE WHITE	LP	9003	*	110 96 02	*	S 0500-N	*	7527 C	**
9	L021	PEARL GREY	TF	7038	*	000 70 00	*	S 3000-N	*	413 C	*
10	L06002	GALET GREY	TF	9022	*	000 60 00	*	S 5000-N	*	7539 C	*
11	L101	RED BORDEAUX	TF	3031	*	030 40 60	*	S 2570-Y90R	*	7621 C	*
12	L1194	BLUE IRIS	LP	—	—	240 80 10	*	S 1020-R90B	*	5523 C	*
13	L122	ORANGE	TF	2008	*	050 60 60	*	S 1070-Y50R	*	158 C	*
14	L1304	BLUE TIBER	LP	5003	**	270 20 29	**	S 6030-R80B	*	534 C	*
15	L164	MAGNOLIA	LP	1015	*	080 85 20	*	S 1010-Y20R	*	468 C	*
16	L166	LIGHT GREY	TF	7044	*	000 75 00	**	S 2502-Y	*	413 C	**
17	L167	DARK GREY	TF	7022	*	000 35 00	*	S 7500-N	*	2336 C	*
18	L174	WHITE ANTIQUE	TF	9001	*	085 90 10	*	S 1005-Y10R	*	7500 C	**
19	L1828	PARADISE BLUE	LP	5015	**	260 50 40	**	S 3050-R90B	**	2151 C	*
20	L1866	BURNT ORANGE	LP	2001	**	040 50 50	*	S 2070-Y70R	*	7580 C	*
21	L212	JADE	LP	6034	**	180 70 10	*	S 3020-B50G	*	5575 C	*
22	L2201	TAUPE	LP	7006	*	070 50 10	*	S 6005-Y20R	*	7531 C	**
23	L2444	AUBERGINE	LP	—	—	340 30 20	*	S 6020-R30B	**	7643 C	**
24	L2446	CITRUS GREEN	LP	—	—	100 80 60	*	S 1060-G60Y	*	584 C	**
25	L3031	BLACK	TF	9017	**	000 15 00	*	S 9000-N	*	419 C	*

Color measurement and matching to corresponding RAL, Pantone and NCS color systems based on "natural daylight" (M1, D50)

* can be used as an equivalent color

** can cautiously be used as an equivalent color, slight color difference

NO.	REF	DECOR NAME	FINISH	RAL CLASSIC		RAL DESIGN		NCS		PANTONE	
26	L3572	BLUE NAVY	LP	5007	*	250 50 25	**	S 4040-R90B	*	2160 C	*
27	L4030	SMOKE GREY	TF	7035	**	000 75 00	*	S 2500-N	*	413 C	*
28	L4054	ANTHRACITE	LP	039	**	000 45 00	*	S 6000-N	*	2333 C	*
29	L4055	PASTEL GREY	TF	9002	*	100 85 05	*	S 1502-Y	*	454 C	**
30	L4060	QUARTZ	LP	—	—	075 80 10	*	S 2005-Y40R	*	468 C	**
31	L4068	MEDIUM GREY	LP	7004	**	000 65 00	**	S 4000-N	*	402 C	**
32	L4070	COAL	TF	7022	**	060 30 05	*	S 7502-Y	*	2336 C	**
33	L4085	MINT	LP	—	—	140 80 10	*	S 2010-G10Y	*	2404 C	**
34	L4136	YELLOW CRISP	LP	1003	*	075 70 70	**	S 0580-Y20R	*	130 C	*
35	L4143	BORDEAUX	LP	3005	**	020 30 30	*	S 6030-R	*	490 C	*
36	L4173	DEEP BLUE	UST	7016	**	280 30 05	**	S 8005-R80B	*	432 C	*
37	L4174	DEEP MERLOT	UST	8017	**	020 30 10	*	S 7010-R10B	*	439 C	*
38	L4175	DEEP WHITE	UST	9016	*	110 96 02	*	S 0300-N	*	—	—
39	L4176	DEEP BEIGE	UST	1015	**	080 90 10	*	S 0907-Y30R	*	7506 C	*
40	L4177	DEEP GREY	UST	9018	*	120 80 05	*	S 2002-G50Y	*	7534 C	**
41	L4178	DEEP ANTHRACITE	UST	7012	**	00 40 00	*	S 7000-N	*	425 C	**
42	L4179	DEEP BLACK	UST	7021	**	000 25 00	*	S 8000-N	*	7 C	**
43	L5200	COTTON	SMA	7044	**	080 80 05	*	S 2002-Y50R	*	7535 C	**
44	L5203	FROZEN BLUE	SMA	—	—	250 70 10	**	S 2020-R90B	*	7542 C	*
45	L5206	BAMBUS	SMA	—	—	120 60 10	*	S 4010-G30Y	*	7538 C	**
46	L5207	CAMOUFLAGE	SMA	7003	*	110 50 10	*	S 6005-G50Y	**	—	*
47	L5208	AQUAMARINE	LP	—	—	190 50 15	**	S 4020-B30G	*	2462 C	**
48	L5209	OPAL	LP	—	—	220 40 15	*	S 6020-B30G	*	5477 C	**
49	L5210	FRESH	SMA	—	—	150 60 20	*	S 3020-G	*	2406 C	*
50	L5212	CHARCOAL	TF	7021	**	000 25 00	*	S 8000-N	*	447 C	*

Color measurement and matching to corresponding RAL, Pantone and NCS color systems based on "natural daylight" (M1, D50)

* can be used as an equivalent color

** can cautiously be used as an equivalent color, slight color difference

NO.	REF	DECOR NAME	FINISH	RAL CLASSIC		RAL DESIGN		NCS		PANTONE	
51	L5213	CAPPUCINO	LP	7006	**	060 50 10	**	S 6005-Y50R	*	7531 C	*
52	L5214	CHILLI	LP	8029	**	030 30 40	**	S 4050-Y90R	*	7594 C	*
53	L5215	VERONA	LP	8003	**	050 40 40	**	S 5040-Y40R	*	7567 C	*
54	L5218	MARSHMALLOW	SMA	—	—	040 80 10	*	S 1510-Y90R	*	481 C	*
55	L5219	HOT PEPPER	LP	3020	**	030 40 60	**	S 1085-Y90R	*	711 C	*
56	L5222	SHELL	SMA	1014	**	085 90 30	*	S 1015-Y10R	*	7401 C	*
57	L5223	MANGO	SMA	—	—	080 80 60	*	S 0560-Y10R	*	1225 C	*
58	L5224	INDIAN SUMMER	SMA	1011	**	070 60 30	**	S 4030-Y10R	*	4505 C	**
59	L5225	ALMOST BLUE	SMA	—	—	230 85 05	*	S 0907-R90B	*	621 C	**
60	L5226	HUMUS	LP	8019	**	060 20 10	*	S 8005-Y80R	*	2479 C	*
61	L5227	BUBBLEGUM	SMA	3015	*	010 70 25	*	S 1030-R10B	*	3519 C	*
62	L5228	VERBENA	SMA	—	—	020 70 10	*	S 3010-R10B	*	2474 C	**
63	L5229	MYOSOTIS	SMA	—	—	350 50 10	*	S 5010-R30B	*	2476 C	**
64	L5230	AZURITE	LP	5008	**	270 30 10	*	S 7010-R70B	**	2379 C	*
65	L5231	EDEN	LP	6005	*	160 30 20	*	S 7020-G	*	3435 C	*
66	L5232	PAPRIKA	LP	2013	*	040 40 40	*	S 4050-Y70R	*	174 C	*
67	L5233	NUDE	SMA	1013	**	080 80 10	*	S 2005-Y20R	*	454 C	*
68	L5234	HINDU	LP	8012	**	030 30 20	**	S 6020-R	*	499 C	*
69	L6062	APPLE GREEN	LP	—	—	120 70 60	*	S 1070-G30Y	*	368 C	**
70	L6084	DAYLIGHT	LP	7044	*	100 80 05	**	S 2502-Y	*	7535 C	**
71	L6153	MOONLIGHT GREY	SMA	7047	*	000 80 00	*	S 1502-R50B	*	7527 C	*
72	L6160	GREY BEIGE	LP	1019	**	070 70 10	**	S 4005-Y20R	**	2324 C	*
73	L6183	SIGNAL GREEN	TF	6032	*	160 50 40	**	S 3060-G10Y	**	7732 C	**
74	L6274	STORM GREY	SMA	7000	**	240 50 05	*	S 5010-R90B	*	444 C	*
75	L927	BASALT	SMA	7048	**	060 50 05	**	S 5005-Y50R	*	403 C	*

Color measurement and matching to corresponding RAL, Pantone and NCS color systems based on "natural daylight" (M1, D50)

* can be used as an equivalent color

** can cautiously be used as an equivalent color, slight color difference

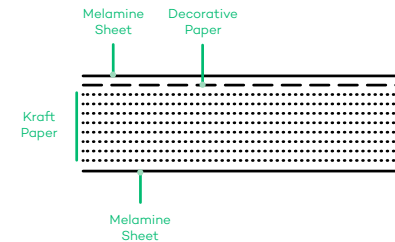
FlexComp

SURFORMA® is Sonae Indústria's new brand. Its main activity is the production and distribution of laminate and compact materials oriented to the Furniture and Construction industries. Laminates and compacts can be used in architecture and design (interior and exterior) applications such as wall paneling, flooring, divisions, cubicles and furniture. Laminates and compacts can be perfect alternatives to natural woods or stones combining structural strength, chemical and surface resistance with design and appealing prices.

FlexComp compact is an ongoing co-financed PT2020 project that aims to develop an innovative and revolutionary product. In this project, Sonae Indústria is developing a new type of material that combines several properties in one single product such as mechanical resistance, post-forming capability, flexibility of form, decorative finishing, fire-resistance, in addition to being reusable, ecological and lightweight. It is a compact made of paper which can be post-formed in any thickness, area and direction. This product gains a particular interest in transportation industries such as automotive, railways, buses and aircraft where the weight, the mechanical resistance, the decorative aspect and the freedom of shape must be combined at the highest level.

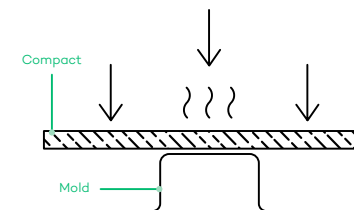
1

To produce the **FlexComp Compacts**, thermoplastic resins are used in combination with kraft paper sheets, substituting the traditional impregnation of paper with melamine or phenolic resins. The paper and resin combination is heated and pressed in HPL presses producing planar compacts.



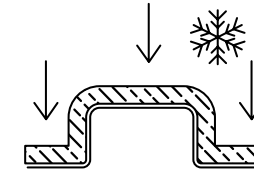
2

The finished compacts are subjected to a **thermoforming process** applied into the material at a defined temperature and pressure.



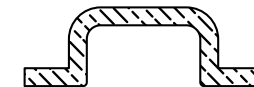
3

After being molded, the material is **cooled down** under pressure until room temperature is achieved.



4

This process **allows the material to gain other shapes**, matching the customer's requirements in terms of design, and with the advantage of being processed more than once and maintaining its attributes. This means that the product is reusable and recyclable, thus being considered as an eco-friendly product.



Surforma is social

Today, SURFORMA® is closer than ever. With a website destined to reach every corner around the world, translated into 5 different languages and with social media updated daily, SURFORMA® is on all fronts.

Website


For more information, updates, technical dossier, specs and marketing materials visit our website and explore all the solutions we have at your disposal. You can also get in touch with us!

Samples


Before making a decision, you can order your favorite samples via our website.

Social Networks

SURFORMA® is social! In order to help our customers realize the endless applications and possibilities offered by our products, SURFORMA® can now be reached via all social media platforms. Stay tuned for new videos about SURFORMA®, photos of our exclusive products and further events. Don't forget to follow us on social media:

 /surforma

 /surforma

 /company/surforma

info@surforma.com

www.surforma.com

Disclaimer

This document has been produced using the best and most advanced printing techniques. However, the photographs may not accurately reproduce the actual colors. SURFORMA® assumes no liability for errors and omissions or color variations due to photographic or printing processes. Technical modifications for product improvement may be made without prior notice. SURFORMA® also reserves the right to change its range of products without prior notice at any time. Use of any product name, company name or company trade names, registered trademark and/or images is prohibited without the express permission of SURFORMA®.

