



**SURFORMA**<sup>®</sup>

Shaping Spaces

# Ultra Smooth

Anti-fingerprint





Surface matters! SURFORMA® Ultra Smooth is an elegant and warm to touch laminate with anti-fingerprint properties, which prevent the appearance of marks on the surface and significantly reduce the cleaning effort.

### Decorative laminates for Interior applications

SURFORMA® decorative laminates comply with EN 438 and are an excellent material for vertical indoor surfaces. These laminates meet rigorous requirements for hygiene, fire resistance, humidity resistance and mechanical properties.

Moreover, superficial micro-scratches can be repaired thermally. The SURFORMA® Ultra Smooth decorative laminates are available in a variety of colors, providing multiple options for architects and designers.

### Properties



### Applications



SURFORMA® laminates are intended for use in indoor applications, such as furniture and decoration, where the design and appearance are important features.

SURFORMA® Ultra Smooth laminates can also be applied on SURFORMA® Sandwich panels which provide a variety of applications. Due to its features, they are suitable for public spaces with heavy use such as shops, schools, restaurants, and offices.

SURFORMA® is committed to developing an eco-friendly and conscientious work at all levels – economic, ecological, and social. Under the scope of this policy, we provide FSC® and PEFC™ laminates and we ensure that our products promote a healthy indoor air quality at homes, offices, schools, hospital and other indoor environments.

SURFORMA® Ultra Smooth laminates and SURFORMA® Sandwich Panels, also have antibacterial properties in accordance with Japanese standard JIS ISO 2801.

Antimicrobial properties are built in to inhibit the growth of bacteria that may affect a product. The Ultra Smooth shows strong antibacterial activity against the common species such as Escherichia coli and Staphylococcus aureus.



ANTI-BACTERIAL



SURFORMA® offers solutions that use high quality and exclusive design materials. The brand combines functionality and flexibility, tradition, and innovation.


The products have a variety of features that add value to any project, from the most traditional to the most disruptive due to their versatile application and vast array of options. SURFORMA® strongly believes in the delivery of solutions that combine functionality, vanguard, and adaptability.

### NEW Earth Tones

Colors that are rooted in nature — are soothing, subdued hues that tend to be quite versatile. Deep Cashmere and Deep Fossil draw inspiration from the outdoors and never fail to make an interior feel homier.

### NEW Size

The high or double-height ceiling provides a feeling of spaciousness and greater comfort to any environment. The size 4200mm in length will allow you to surface a seamless wall. This new size is also perfect for doors production.



### NEW Decors



Deep Cashmere  
Ref. L4182




Deep Fossil  
Ref. L4183




			LAMINATES	
			ANTI-FINGERPRINT	
			3050 X 1300 4200 X 1300 <sup>NEW</sup>	
FAMILY	TOP REFERENCE	DECOR NAME	0,8 mm	LRV (LIGHT REFLECTANCE VALUES)
BLUE	L4173	DEEP BLUE	UST	5,3
RED	L4174	DEEP MERLOT	UST	6,4
WHITE	L4175	DEEP WHITE	UST	93,1
BEIGE	L4176	DEEP BEIGE	UST	79,5
GREY	L4177	DEEP GREY	UST	58,8
GREY	L4178	DEEP ANTHRACITE	UST	11,8
BLACK	L4179	DEEP BLACK	UST	5,1
BEIGE	L4182	DEEP CASHMERE	UST	36,0
BEIGE	L4183	DEEP FOSSIL	UST	23,3



## Colors




Deep Grey  
Ref. L4177



Deep White  
Ref. L4175



Deep Black  
Ref. L4179



Deep Beige  
Ref. L4176



Deep Anthracite  
Ref. L4178



Deep Blue  
Ref. L4173



Deep Merlot  
Ref. L4174



Product Offer 3050 x 1300 x 0,8 mm  
4200 x 1300 x 0,8 mm

**SURFORMA**<sup>®</sup>  
by Sonae Indústria

[www.surforma.com](http://www.surforma.com)